



DANGEROUS GOODS STUDY GUIDE



No part of this publication may be reproduced, stored in a retrieval system, or transmitted in any form or by any means without the prior written permission of ASWEFA Ltd. Phone 0800 ASWEFA if you have any questions relating to forklift training or any of the content in this manual. Due to regulations always being subject to change this manual is designed as a summary of key points and test results and is NOT intended to be used as a complete training program or reference.

DANGEROUS GOODS ENDORSEMENT

To sit your Dangerous Goods Endorsement course you need:

- A Learners
- A Restricted
- Or a Full



New Zealand Drivers License

On successful completion of the ASWEFA Dangerous goods endorsement course, you will be able to endorse your driver's license with a **D Endorsement** which then allows you to transport dangerous goods by road.

The Rule

The Land Transport Rule: Dangerous Goods 2005 (and its amendments) detail the legal requirements for transporting dangerous goods safely.

The Rule applies to all people who transport dangerous goods, but how The Rule applies will depend on:

- The type of dangerous goods being transported.
- The quantity of dangerous goods being transported.
- The purpose for which the dangerous goods are being transported.

The Rule will be explained in more depth on your ASWEFA Dangerous Goods Endorsement Course.

ASWEFA DANGEROUS GOODS ENDORSEMENT COURSE PRE-STUDY

In preparation for your Dangerous Goods Endorsement course with ASWEFA, please familiarise yourself with this pre-study document before attending your course.

What are Dangerous Goods?

For the purposes of transport on land, Dangerous goods include substances and articles that have explosive, flammable, toxic, infectious, corrosive or environmentally hazardous properties and containers that have held dangerous goods.

What are Classes and Divisions of Dangerous Goods?

Dangerous Goods are divided into Classes based on the type of dangerous properties that they possess. There are 9 classes of dangerous goods, 5 of which have divisions.


Divisions provide more specific information about the nature and risks associated with each type of dangerous goods.






One way that Dangerous Goods Classes and Divisions can be identified is by placards.







What are Placards?




Placards are a Diamond-shaped marking that identifies the Class or Division of a Dangerous good. The Diamond-shaped placards give a pictorial representation of the danger – such as a flame for flammable substances or skull and cross bones for toxic (poisonous) substances. The class number of the dangerous goods is printed in the bottom corner of these labels.

Below is a list of each class and division name, class and division number, placard and hazards:

Class & Division	Placard	Class Name	Hazards
Class 1		Explosives	<ul style="list-style-type: none">• May react violently if subjected to impact or friction• May explode or burn rapidly if exposed to heat

Class 2.1		Flammable Gas	<ul style="list-style-type: none"> • May burn readily or explode if heated • May cause narcotic effects • Liquified gases may cause frostbite • May cause asphyxiation in confined spaces (gases which dilute and replace the oxygen in the air)
Class 2.2		Non-Flammable Non-Toxic Gas	<ul style="list-style-type: none"> • May cause asphyxiation in confined spaces • Liquified gases may cause frostbite • May support combustion • Liquid oxygen may cause substances it contacts to become brittle
Class 2.3		Toxic Gas	<ul style="list-style-type: none"> • May cause death if inhaled • Liquefied gases may cause frostbite
Class 3		Flammable Liquid	<ul style="list-style-type: none"> • Will burn readily • May cause dizziness, suffocation or have narcotic effects • May produce an explosive mixture with air • May be poisonous/toxic or may produce toxic vapour • May be corrosive to paints and plastics
Class 4.1		Flammable Solid	<ul style="list-style-type: none"> • Very easily ignited • Major fire hazard • May form an explosive mixture with oxidising substances

Class 4.2		Spontaneously Combustible	<ul style="list-style-type: none"> • May self-ignite on contact with air or water • May ignite if subjected to friction
Class 4.3		Dangerous When Wet	<ul style="list-style-type: none"> • Will emit flammable gases when in contact with water • Gas emitted may ignite spontaneously • May react with atmospheric moisture
Class 5.1		Oxidising Substances	<ul style="list-style-type: none"> • May cause a fire in contact with combustible materials • May increase the intensity of combustion • Contact may cause burns to the skin and eyes
Class 5.2		Organic Peroxide	<ul style="list-style-type: none"> • May explode • Will burn rapidly • May be sensitive to impact or friction • May react dangerously with other substances • May cause damage to eyes • May be corrosive in contact with skin
Class 6.1		Toxic Substances	<ul style="list-style-type: none"> • May cause death or serious harm to health if swallowed, inhaled or by skin contact • May be corrosive to skin and eyes • May emit toxic gases during combustion
Class 6.2		Infectious Substances	<ul style="list-style-type: none"> • May cause disease or infection of humans or animals through contact of any kind

Class 7		Radioactive Material	<ul style="list-style-type: none"> • External radiation will occur from unshielded radioactive material • Internal radiation will occur from inhalation, ingestion or skin absorption
Class 8		Corrosive Substances	<ul style="list-style-type: none"> • Will attack the skin and eyes • May attack metals, fabrics, glass etc. • May emit toxic or irritating vapours • May be poisonous if inhaled or swallowed
Class 9		Miscellaneous Dangerous Goods	<ul style="list-style-type: none"> • May be environmentally hazardous • May pose substance or article-specific risks

Vehicle Placarding

Any vehicle or combination transporting dangerous goods that are a potential hazard to any person, property or to the environment, must display placards or special marks that are appropriate to the quantity, nature and use of the dangerous goods.

A vehicle that is not carrying dangerous goods must not display placards or special marks or any other feature that could be mistaken for a dangerous goods placard.

Once dangerous goods have been unloaded from a vehicle or combination and residue is no longer present, placards or special marks must be either removed or completely covered.

This will be explained further when you complete your Dangerous goods endorsement course and will include Tank wagons placarding requirements.

Dangerous Goods Documents

Dangerous goods that are to be transported must be accompanied by documentation identifying the dangerous goods and the hazard they present to any person, to property or to the environment as appropriate to the nature, quantity, and use of the dangerous goods, and to the type of transport operation.

Dangerous goods documentation must be kept separate from other documents that are not relevant to the transport of dangerous goods. It must be kept in a holder that retains the documents securely and is clearly marked with the words 'Dangerous Goods Documents' or similar. **All drivers completing the Beginner D Endorsement course will receive this holder.**

For a vehicle or vehicle combination transporting dangerous goods by road, the holder must be attached to the inside of the driver's door or in a prominent position in the cab that is clearly visible and accessible to a person standing on the ground outside the vehicle when the driver's door is open.




If the vehicle is a trailer that is not connected to a towing vehicle (disconnected trailer) the dangerous goods document holder must be kept in a prominent position on the trailer.

All dangerous goods documents should be handed on to the next person responsible for transporting or handling dangerous goods.



ASWEFA PRODUCTS



4 x Checkpad

\$15 per pack of 4

I would like _____



LPG Kit

(inc Eyewear,
Gloves, Spray
Bottle)

\$30 each

I would like _____




DG Pack

(inc Operators
Handbook,
Segregation
Notebook, Bag,
Emergency
Response Form.)

\$80 each

I would like _____



Operators Handbook only

\$40 each

I would like _____

Segregation Notebook only

\$20 each

I would like _____

